

NAME: _____

DATE: _____

Supplementary Pronunciation Lessons (Unit 2)

RHYTHM AND INTONATION

The stressed syllable in a word is long and strong and has a high pitch: the voice goes up and then falls.

For example:

aPARTment a CONcert I'd LOVE to on FRIday

Exercise 1 Read and practice.

Group 1

muSEum aPARTment exCUSE me
 a MOvie my FAVORite I'd LOVE to

Group 2

Avenue BOULEvard AFrican
 CLASsical SEE you then WHERE is it?

In a phrase or sentence with several stressed words, one is more emphatic and has a higher pitch.

For example:



That's right around the CORner. on the **left side** of the STREET

Exercise 2 Read and practice.




I'd **love** to **GO**. at **seven TEN** I'm **free** at **EIGHT**.
 some **other TIME** at **two o'CLOCK** **across** the **STREET**
 the **wrong adDRESS**

Use falling intonation in information questions and rising intonation to confirm information.

For example:

Where's the  NATIONAL Bank? The  NATIONAL Bank? On HOLLY Avenue.

Exercise 3 Read and practice.

Where's  BOOK World?  BOOK World? Around the  CORner.
Where's the FILM Forum? The FILM Forum? Across the STREET.
Where's the DANCE Palace? The DANCE Palace? On Second Avenue.